




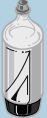



## Recycling Materials Set Out Requirements

<u>Material</u>	<u>Preparation Requirements</u>	<u>Restrictions</u>
 <b>Newspaper</b>	Cross-tied with string or twine in bundles of no more than 12" of height. Color print advertisements can be included.	Do not bundle newspapers above 12". Do not place newspaper in the rectangular mixed paper bin.
 <b>Glass Bottles</b>	Bottles must be rinsed, drained and have their lids removed. Labels do not have to be removed.	Do not include window glass, drinking glasses, light bulbs, mirrors or pyrex. These materials are not currently recyclable in the curbside program.
 <b>Aluminum Cans</b>	Beverage cans should be rinsed and the excess water should be drained.	Do not place anything such as straws or cigarette butts in the can.
 <b>Tin (Food) Cans</b>	These cans should be emptied, rinsed out and drained.	Do not place any waste material in the can.
 <b>Corrugated Cardboard</b>	Flatten and tie with string or twine into bundles.	Do not include <u>boxboard /chipboard</u> (Cereal boxes)
 <b>Plastic Containers</b>	The caps must be removed, the bottles rinsed and dried.	Do not include any other plastic bottles/containers except those with a # 1 or # 2 recycling symbol. Do not include bottles that contain or contained household hazardous waste.
 <b>Shredded Paper</b> <b>Magazines/ Junk Mail</b> <b>Chipboard (cereal boxes)</b> <b>Mixed Paper</b>	These types of paper should be placed in your rectangular recycling container or tied with string or twine.	Do not include <u>newspaper</u> in this container